



























CIC 200™ BINDING HEAD SHEET METAL SCREW ASSORTMENT

P/N 7712

FEATURES:

- Deep, twist resistant slot and an extra sharp leader point assures quick, positive driving
- Case hardened for strength

1400

 6 x 3/8 P/N 109	 6 x 1 P/N 114	 8 x 1 P/N 131	 10 x 1 P/N 142	 12 x 1 P/N 153	 14 x 3/4 P/N 162
 6 x 1/2 P/N 110	 8 x 1/2 P/N 127	 10 x 1/2 P/N 138	 10 x 1-1/4 P/N 143	 12 x 1-1/4 P/N 154	 14 x 1 P/N 164
 6 x 5/8 P/N 111	 8 x 5/8 P/N 128	 10 x 5/8 P/N 139	 12 x 5/8 P/N 150	 12 x 1-1/2 P/N 155	 14 x 1-1/4 P/N 165
 6 x 3/4 P/N 112	 8 x 3/4 P/N 129	 10 x 3/4 P/N 140	 12 x 3/4 P/N 151	 14 x 5/8 P/N 161	 14 x 1-1/2 P/N 166

A17-1

TRAY FRONT



























CIC 200™ HEX WASHER SLOTTED METAL SCREW ASSORTMENT

P/N 7714

FEATURES:

- Hex washer head and case hardened strength offer superior clamping force and durability
- Combines power of hex driver with convenience of using a slotted screwdriver

1210

 6 x 3/8 P/N 855	 6 x 1 P/N 859	 8 x 1 P/N 863	 10 x 1 P/N 869	 12 x 1 P/N 876	 14 x 3/4 P/N 881
 6 x 1/2 P/N 856	 8 x 1/2 P/N 860	 10 x 1/2 P/N 866	 10 x 1-1/4 P/N 870	 12 x 1-1/4 P/N 877	 14 x 1 P/N 883
 6 x 5/8 P/N 857	 8 x 5/8 P/N 861	 10 x 5/8 P/N 867	 12 x 1/2 P/N 872	 12 x 1-1/2 P/N 878	 14 x 1-1/4 P/N 884
 6 x 3/4 P/N 858	 8 x 3/4 P/N 862	 10 x 3/4 P/N 868	 12 x 3/4 P/N 874	 14 x 1/2 P/N 879	 14 x 1-1/2 P/N 885

A17-3

TRAY FRONT







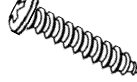




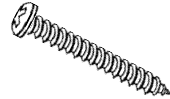
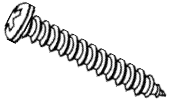
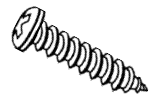




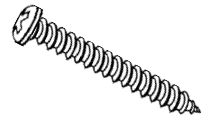
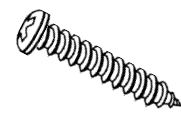





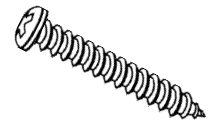
CIC 200™ PHILLIPS BINDING HEAD SHEET METAL SCREW ASSORTMENT

P/N 7767

FEATURES:

- Deep phillips drive and extra sharp leader point provides for quick, easy driving
- Case hardened for extra strength

1000

 6 x 3/8 P/N 1506	 6 x 1 P/N 1511	 8 x 1 P/N 1520	 10 x 1 P/N 1530	 12 x 1 P/N 1539	 14 x 3/4 P/N 1546
 6 x 1/2 P/N 1507	 8 x 1/2 P/N 1516	 10 x 1/2 P/N 1526	 10 x 1-1/4 P/N 1531	 12 x 1-1/4 P/N 1540	 14 x 1 P/N 1548
 6 x 5/8 P/N 1508	 8 x 5/8 P/N 1517	 10 x 5/8 P/N 1527	 12 x 5/8 P/N 1536	 12 x 1-1/2 P/N 1541	 14 x 1-1/4 P/N 1549
 6 x 3/4 P/N 1509	 8 x 3/4 P/N 1518	 10 x 3/4 P/N 1528	 12 x 3/4 P/N 1537	 14 x 5/8 P/N 1545	 14 x 1-1/2 P/N 1550

A174

TRAY FRONT



























CIC 200™ PHILLIPS FLAT HEAD SHEET METAL SCREW ASSORTMENT

P/N 7766

FEATURES:

- Attaches drywall, insulation board, wood etc. to 14-20 gauge metal studs
- Unique head design minimizes paper burns
- Drill point for fast, easy driving
- Case hardened for extra strength

1440

 6 x 3/8 P/N 1606	 6 x 1 P/N 1611	 8 x 1 P/N 1620	 10 x 3/4 P/N 1628	 12 x 3/4 P/N 1637	 14 x 3/4 P/N 1646
 6 x 1/2 P/N 1607	 8 x 1/2 P/N 1616	 8 x 1-1/4 P/N 1621	 10 x 1 P/N 1630	 12 x 1 P/N 1639	 14 x 1 P/N 1648
 6 x 5/8 P/N 1608	 8 x 5/8 P/N 1617	 10 x 1/2 P/N 1626	 10 x 1-1/4 P/N 1631	 12 x 1-1/4 P/N 1640	 14 x 1-1/4 P/N 1649
 6 x 3/4 P/N 1609	 8 x 3/4 P/N 1618	 10 x 5/8 P/N 1627	 10 x 1-1/2 P/N 1632	 12 x 1-1/2 P/N 1641	 14 x 1-1/2 P/N 1650

A175

























TRAY FRONT

CIC 200™ PHILLIPS OVAL HEAD METAL SCREW ASSORTMENT P/N 7765

FEATURES:

- Case hardened for extra strength
- Super sharp leader point assures fast drive while deep threads provide strong grip

1505

 6 x 1/2 P/N 1406	 6 x 1-1/4 P/N 1411	 8 x 3/4 P/N 1416	 8 x 2 P/N 1422	 10 x 1-1/2 P/N 1430	 12 x 1-1/4 P/N 1438
 6 x 5/8 P/N 1407	 6 x 1-1/2 P/N 1412	 8 x 1 P/N 1418	 10 x 3/4 P/N 1426	 10 x 2 P/N 1432	 12 x 1-1/2 P/N 1439
 6 x 3/4 P/N 1408	 8 x 1/2 P/N 1414	 8 x 1-1/4 P/N 1419	 10 x 1 P/N 1428	 12 x 3/4 P/N 1435	 12 x 1-3/4 P/N 1440
 6 x 1 P/N 1410	 8 x 5/8 P/N 1415	 8 x 1-1/2 P/N 1420	 10 x 1-1/4 P/N 1429	 12 x 1 P/N 1437	 12 x 2 P/N 1441

A176

TRAY FRONT

























**CIC 200™ BLACK PHOSPHATE METAL SCREWS - PHILLIPS
 OVAL HEAD AND BINDING HEAD WITH 1/2" TRIM WASHER
 P/N 7775**

FEATURES:

- Phillips design provides for fast, sure driving
- Case hardened for extra strength
- Binding head with washer is ideal for upholstery and trim

1310

 OVAL HEAD 6 x 5/8 P/N 9650	 OVAL HEAD 8 x 1/2 P/N 9658	 OVAL HEAD 8 x 1-1/2 P/N 9666	 OVAL HEAD 10 x 1-1/2 P/N 9674	 BINDING WASHER 8 x 1/2 P/N 9680	 BINDING WASHER 10 x 3/4 P/N 9688
 OVAL HEAD 6 x 3/4 P/N 9652	 OVAL HEAD 8 x 3/4 P/N 9660	 OVAL HEAD 8 x 1-3/4 P/N 9668	 OVAL HEAD 10 x 2 P/N 9676	 BINDING WASHER 8 x 3/4 P/N 9682	 BINDING WASHER 10 x 1 P/N 9690
 OVAL HEAD 6 x 1 P/N 9654	 OVAL HEAD 8 x 1 P/N 9662	 OVAL HEAD 10 x 3/4 P/N 9670		 BINDING WASHER 8 x 1 P/N 9684	 BINDING WASHER 10 x 1-1/4 P/N 9692
 OVAL HEAD 6 x 1-1/4 P/N 9656	 OVAL HEAD 8 x 1-1/4 P/N 9664	 OVAL HEAD 10 x 1 P/N 9672		 BINDING WASHER 8 x 1-1/4 P/N 9686	 BINDING WASHER 10 x 1-1/2 P/N 9694

A178

TRAY FRONT



SQUARE DRIVE

























CIC 200™ SUR-DRIVE PAN HEAD TYPE “A” SHEET METAL SCREW ASSORTMENT P/N 17708

FEATURES:

- Hardened steel and deep square recess sockets make CIC 200 SUR-DRIVE screws ideal for power driving while the special lubricant makes hand driving easy
- Square drive pan head
- Corrosion resistant plating
- The unique square recess also provides for security as square drive bits are not as common as typical phillips or slotted drivers

1106

 6 x 1 P/N 7082	 8 x 1 P/N 7088	 8 x 2 P/N 7091	 10 x 1-1/4 P/N 7096	 12 x 3/4 P/N 7103	 12 x 1-1/2 P/N 7106
 6 x 3/4 P/N 7081	 8 x 3/4 P/N 7087	 8 x 1-1/2 P/N 7090	 10 x 1 P/N 7095	 12 x 1/2 P/N 7102	
 6 x 1/2 P/N 7080	 8 x 1/2 P/N 7086	 8 x 1-1/4 P/N 7089	 10 x 3/4 P/N 7094	 10 x 2 P/N 7099	 12 x 1 P/N 7104
 #6 1/4 DRIVER P/N 7069		 #8 & 10 1/4 DRIVER P/N 7070	 10 x 1/2 P/N 7093	 10 x 1-1/2 P/N 7098	 #12 & 14 1/4 DRIVER P/N 7071

A179

TRAY FRONT

















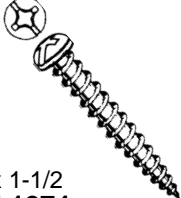





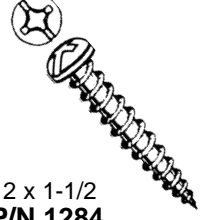
CIC 200™ COMBINATION SLOTTED/PHILLIPS METAL SCREW ASSORTMENT

P/N 17748

FEATURES:

- The unique head design of these binding head metal screws allows for solid, non-slip driving with either a slotted or phillips driver
- Extra sharp type "A" leader point for faster, easier starting
- Precision recess assures solid, non-slip grip
- Corrosion resistant plating for long life
- Case hardened for extra strength
- Skill articulating screwdriver has project power driver, 4 project positions, durable metal front end, built-in work light and built-in rechargeable battery

1201

 6 x 3/8 P/N 1243	 8 x 1/2 P/N 1254	 10 x 3/8 P/N 1267	 10 x 1 P/N 1272	 12 x 3/4 P/N 1281	<p>FREE SKILL CORDLESS SCREWDRIVER INCLUDED IN ASSORTMENT</p>  <p>SKIL 2.4V ARTICULATING SCREWDRIVER P/N 8212</p>
 6 x 1/2 P/N 1244	 8 x 5/8 P/N 1255	 10 x 1/2 P/N 1268	 10 x 1-1/4 P/N 1273	 12 x 1 P/N 1282	
 6 x 1 P/N 1248	 8 x 3/4 P/N 1256	 10 x 5/8 P/N 1269	 10 x 1-1/2 P/N 1274	 12 x 1-1/4 P/N 1283	
 8 x 3/8 P/N 1253	 8 x 1 P/N 1258	 10 x 3/4 P/N 1270	 12 x 1/2 P/N 1279	 12 x 1-1/2 P/N 1284	

A17-10

TRAY FRONT



























PHILLIPS FLAT AND MODIFIED TRUSS HEAD SELF-DRILLING METAL SCREW ASSORTMENT

P/N 17877

FEATURES:

- Drill and tap holes without pre-drilling
- Phillips flat and modified truss head designs are case hardened for extra strength
- Corrosion resistant coating

1695

 #6 x 1/2 Phillips Flat Head P/N 84041	 #8 x 1/2 Phillips Flat Head P/N 84045	 #8 x 1-1/4 Phillips Flat Head P/N 84049	 #10 x 1" Phillips Flat Head P/N 84053	 #14 x 1" Phillips Flat Head P/N 84057	 #8 x 3/4 Modified Truss Head P/N 84036
 #6 x 5/8 Phillips Flat Head P/N 84042	 #8 x 5/8 Phillips Flat Head P/N 84046	 #10 x 1/2 Phillips Flat Head P/N 84050	 #10 x 1-1/4 Phillips Flat Head P/N 84054	 #14 x 1-1/4 Phillips Flat Head P/N 84058	 #8 x 1" Modified Truss Head P/N 84037
 #6 x 3/4 Phillips Flat Head P/N 84043	 #8 x 3/4 Phillips Flat Head P/N 84047	 #10 x 5/8 Phillips Flat Head P/N 84051	 #10 x 1-1/2 Phillips Flat Head P/N 84055	 #14 x 1-1/2 Phillips Flat Head P/N 84059	 #8 x 1-1/4 Modified Truss Head P/N 84038
 #8 x 3/8 Phillips Flat Head P/N 84044	 #8 x 1" Phillips Flat Head P/N 84048	 #10 x 3/4 Phillips Flat Head P/N 84052	 #14 x 3/4 Phillips Flat Head P/N 84056	 #8 x 1/2 Modified Truss Head P/N 84035	 #8 x 1-5/8 Modified Truss Head P/N 84039

A17-11

TRAY FRONT


















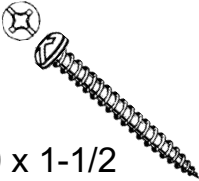

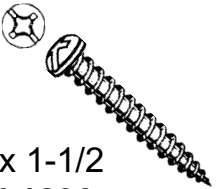





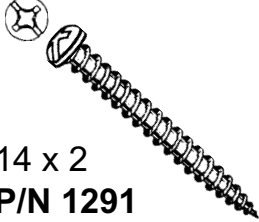
COMBINATION SLOTTED/PHILLIPS METAL SCREWS ASSORTMENT

P/N 17892

FEATURES:

- The unique head design of these binding head metal screws allows for solid, non-slip driving with either a slotted or Phillips driver
- Extra sharp type "A" leader point for faster, easier starting
- Corrosion resistant plating for long life
- Case hardened for extra strength

1135

 6 x 3/8 P/N 1243	 8 x 1/2 P/N 1254	 10 x 3/8 P/N 1267	 10 x 1 P/N 1272	 12 x 3/4 P/N 1281	 14 x 3/4 P/N 1288
 6 x 1/2 P/N 1244	 8 x 5/8 P/N 1255	 10 x 1/2 P/N 1268	 10 x 1-1/4 P/N 1273	 12 x 1 P/N 1282	 14 x 1 P/N 1289
 6 x 1 P/N 1248	 8 x 3/4 P/N 1256	 10 x 5/8 P/N 1269	 10 x 1-1/2 P/N 1274	 12 x 1-1/4 P/N 1283	 14 x 1-1/2 P/N 1290
 8 x 3/8 P/N 1253	 8 x 1 P/N 1258	 10 x 3/4 P/N 1270	 12 x 1/2 P/N 1279	 12 x 1-1/2 P/N 1284	 14 x 2 P/N 1291

A17-12

TRAY FRONT



















CIC 200™ SUR-GRIP HEX WASHER DRILL AND TAP SCREW ASSORTMENT

P/N 7772

FEATURES:

- Specially designed to drill, tap and securely fasten work material in one easy, economical operation
- Recessed, serrated washer face resists vibration loosening
- Eliminates expensive tapping costs
- Zinc plated and waxed
- Specially designed to thread their own hole through strong, sharp threads with a minimum amount of torque
- Saves assembly steps, labor, equipment, tools, replacement cost

500

 8-18 x 1/2" P/N 22630	 10-16 x 1/2" P/N 22644	 12-14 x 5/8 P/N 22654	 1/4-14 x 5/8" P/N 22664
 8-18 x 5/8" P/N 22632	 10-16 x 5/8 P/N 22646	 12-14 x 3/4" P/N 22656	 1/4-14 x 3/4" P/N 22666
 8-18 x 3/4" P/N 22636	 10-16 x 3/4 P/N 22648	 12-14 x 1" P/N 22658	 1/4-14 x 1" P/N 22668
 8-18 x 1" P/N 22638	 10-16 x 1" P/N 22650	 12-14 x 1-1/2" P/N 22660	 1/4-14 x 1-1/2" P/N 22670

A17-13

TRAY FRONT

















PHILLIPS PAN HEAD SELF DRILLING METAL SCREW ASSORTMENT

P/N 7709

FEATURES:

- Drill and tap holes without pre-drilling
- Screws are case hardened for extra strength
- Corrosion resistant coating

1510

 #6 x 3/8 P/N 84000	 #6 x 1 P/N 84005	 #8 x 1-1/2 P/N 84015	 #10 x 3/4 P/N 84019
 #6 x 1/2 P/N 84001	 #8 x 1/2 P/N 84009	 #10 x 1/2 P/N 84017	 #10 x 1 P/N 84021
 #6 x 5/8 P/N 84002	 #8 x 3/4 P/N 84011	 #10 x 5/8 P/N 84018	 #10 x 1-1/4 P/N 84022
 #6 x 3/4 P/N 84003	 #8 x 1 P/N 84013		

A17-12

TRAY FRONT



















PHILLIPS PAN HEAD SELF DRILLING METAL SCREW ASSORTMENT

P/N 17858

FEATURES:

- Drill and tap holes without pre-drilling
- Screws are case hardened for extra strength
- Corrosion resistant coating

1520

 #6 x 3/8 P/N 84000	 #6 x 1 P/N 84005	 #8 x 1-1/2 P/N 84015	 #10 x 3/4 P/N 84019
 #6 x 1/2 P/N 84001	 #8 x 1/2 P/N 84009	 #8 x 2 P/N 84016	 #10 x 1 P/N 84021
 #6 x 5/8 P/N 84002	 #8 x 3/4 P/N 84011	 #10 x 1/2 P/N 84017	 #10 x 1-1/4 P/N 84022
 #6 x 3/4 P/N 84003	 #8 x 1 P/N 84013	 #10 x 5/8 P/N 84018	 #10 x 2 P/N 84024

A17-12

TRAY FRONT